

2009 FINANCIAL PERFORMANCE

The University of Connecticut Foundation's financial performance was not immune to the financial crisis that reduced peer institutions' performance by 12 to 30 percent in fiscal year 2009. Despite the downturn in the economy, many new endowments were established and the long-term trend of increased giving by alumni continued.

New gifts and commitments (\$31.4 million) and revocable and deferred planned gifts (\$17.1 million) totaled \$48.5 million.

Of this amount, donors directed \$33.5 million for programs, \$4.7 million, nearly \$1 million more than last year, for faculty and \$10.3 million for scholarships, besting last year's total by \$3.4 million. Of the total \$48.5 million, donors directed \$29.4 million for the Storrs and regional campuses, \$8.6 million for the UConn Health Center and \$10.5 million for athletics. Contributors specified \$31.2 million for operations and \$17.3 million toward the endowment.

Forty-nine new endowments were established, bringing the total number of endowments to 1,297.

Donors gave \$5.6 million to the Fund for UConn, which provides annual support for immediate needs across UConn's campuses.

The number of households that donated was 29,000. Alumni increased their giving again, contributing \$4.2 million more than last year, for a total of \$22.5 million. Parents donated \$1 million, other individuals gave \$8.5 million, corporations gave \$9.5 million, and foundations and other organizations gave \$7 million.

The University requested \$28.7 million of the \$39.6 million made available by the Foundation for various programs. The funds were used to support scholarships, fellowships and awards (\$10 million), faculty and staff (\$8.7 million), programs and research (\$3.1 million), and facilities and equipment (\$3 million).

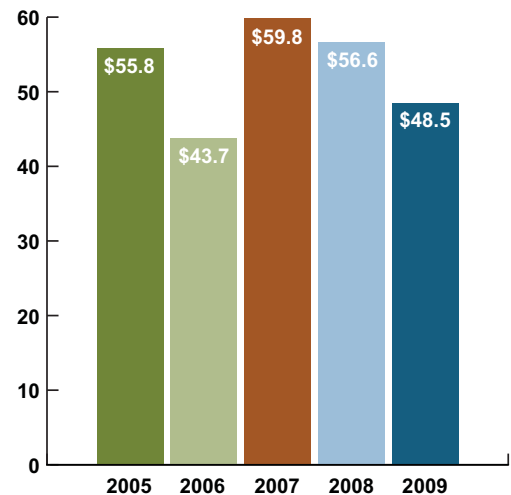
The pooled investment portfolio posted a 19.9-percent loss for the fiscal year. The portfolio ran ahead of the portfolio's benchmarks until spring, when there was a sharp run up in equities markets that brought the benchmarks to a loss of 16.5 percent. Returns of more than 16 percent in global macro, 4 percent in investment grade bonds and 2 percent in U.S. TIPS were outpaced by losses of more than 32 percent in global equities and 28 percent in real estate.

The total endowment assets ended the year at \$247 million, down by \$70 million from the end of fiscal year 2008. The decrease was caused primarily by the negative investment return, but was partially offset by \$6 million in new endowment gifts.

Finally, the Foundation's total assets now equal \$323 million. The \$74 million decrease over last year was caused primarily by the decrease in the investment markets.

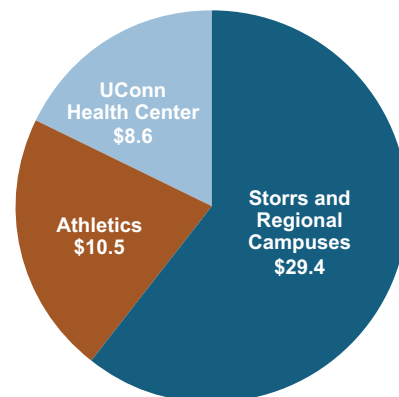
New Gifts and Commitments

(Dollars in millions)



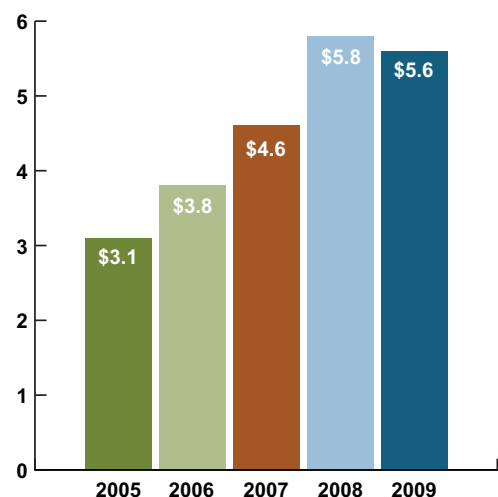
Distribution of New Gifts and Commitments

(Dollars in millions)



Annual Fund Giving

(Dollars in millions)



CONSOLIDATED STATEMENTS OF *financial position*

For the Years Ended June 30, 2009 and 2008

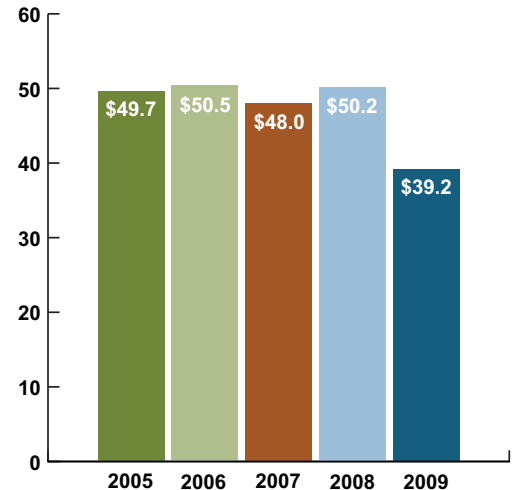
(Dollars in thousands)

	2009	2008
Assets		
Cash and cash equivalents	\$ 6,948	\$ 1,136
Cash restricted for debt service	905	893
Pledges receivable, net	21,581	24,862
Prepaid expenses and other receivables	227	381
Investments	277,434	351,894
Funds held in trust by others	8,900	11,243
Cash surrender value of life insurance	170	186
Property and equipment, net	5,009	5,182
Deferred bond issuance costs, net	424	445
Research and Development Corporation	544	580
Total assets	\$ 322,142	\$ 396,802
Liabilities and Net Assets		
Liabilities		
Accounts payable and accrued expenses	\$ 6,872	\$ 6,613
Trusts and annuities payable	2,736	2,821
Accrued debt service interest	140	144
Bonds payable	6,955	7,165
Research and Development Corporation	47	58
Total liabilities	\$ 16,750	\$ 16,801
Net Assets		
Unrestricted		
Research and Development Corporation	497	522
Available for operations	5,355	6,962
Depreciation on underwater endowments	(31,928)	(1,286)
Funds functioning as endowments	1,921	1,921
Total unrestricted	(\$ 24,155)	\$ 8,119
Temporarily restricted		
Available for University Support	61,626	65,026
Appreciation on endowments	10,564	46,238
Total temporary restricted	\$ 72,190	\$ 111,264
Permanently restricted	257,358	260,618
Total net assets	\$ 305,392	\$ 380,001
Total liabilities and net assets	\$ 322,142	\$ 396,802

Note: This data is summarized from the UConn Foundation's financial statements. Complete audited financial statements are available upon request.

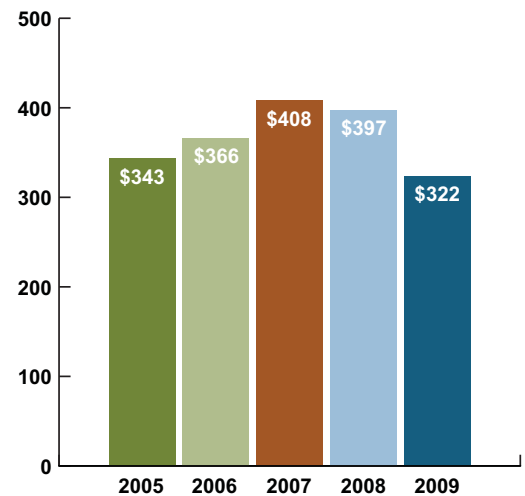
Dollars Made Available to Support University Purposes

(Dollars in millions)



Total Assets

(Dollars in millions)



SUPPLEMENTAL CONSOLIDATED SUMMARIZED STATEMENTS OF *activities*

For the Years Ended June 30, 2009 and 2008

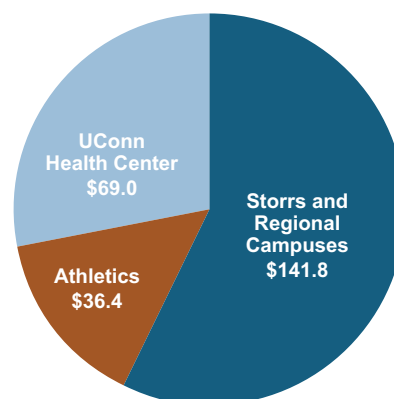
(Dollars in thousands)

	2009	2008
Revenues, gains and other support		
Contributions	\$ 22,466	\$ 35,978
Net total investment return	(63,441)	(12,503)
Contractual payments from the University of Connecticut	9,028	8,586
Memberships and other income	597	558
Research and Development Corporation	13	139
Total revenues, gains and other support	(\$ 31,337)	\$ 32,758
Expenses		
University support		
Student scholarships, fellowships and awards	\$ 9,999	\$ 11,490
Facilities construction, improvements and related expenses	2,030	930
Faculty and staff compensation	8,698	9,357
General program and research support	3,113	3,381
Fundraising, events, promotions and donor cultivation	1,882	2,071
Faculty, staff and student travel, conferences and meetings	1,446	1,847
Equipment	946	1,579
Alumni Association	154	130
Research and Development Corporation	555	554
Total University support	\$ 28,823	\$ 31,339
Foundation support		
Development expenses	11,700	10,908
Fiduciary expenses	2,744	3,449
Total Foundation support	\$ 14,444	\$ 14,357
Total expenses	\$ 43,267	\$ 45,696
Change in net assets	(74,604)	(12,938)
Net assets, beginning of period	380,001	392,939
Net assets, end of period	\$ 305,397	\$ 380,001

Note: This data is summarized from the UConn Foundation's financial statements. Complete audited financial statements are available upon request.

Endowment Distribution

(Dollars in millions)



Endowment Assets by Purpose

(Dollars in millions)

